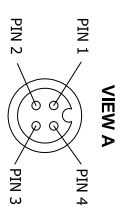
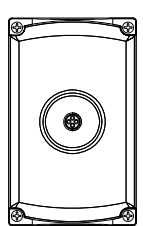
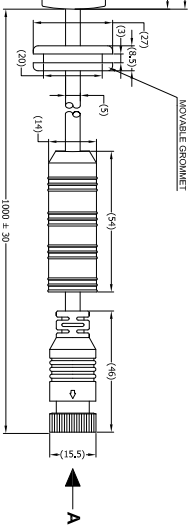
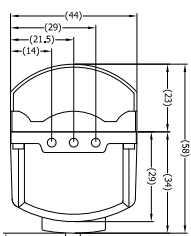
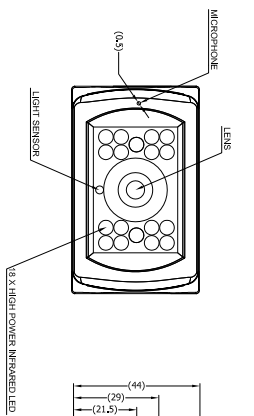
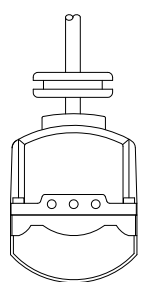
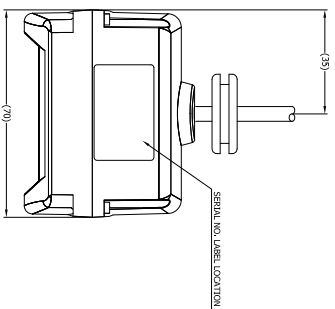
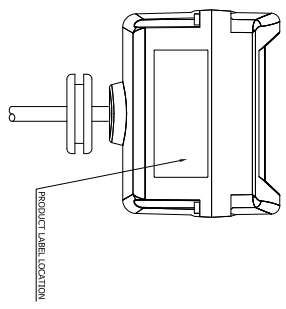


Revision Notes:			
1. FRAME AND DIMENSIONS UPDATED.			
Checked By: JN	Approved By: SM	Date Released: 11/04/12	
2. PRODUCT LABEL REFERENCE ADDED TO DRAWING.			
Drawn: MB	Checked: B.C	Approved: SM	Date: 12/11/12



APPEARANCE MATTERS PLEASE

PIN #	WIRE COLOUR	DESCRIPTION
1	RED	12 VDC
2	BLACK	GROUND
3	WHITE	AUDIO
4	YELLOW	VIDEO



- NOTES:**
1. FINISH IS BLACK.
 2. FOR PRODUCT LABEL REFER TO LATEST REVISION OF DRAWING BE-001074-04-10.
 3. FOR PRODUCT SERIAL NUMBER LABEL REFER TO LATEST REVISION OF DRAWING BE-001323-XX-10.

PROPRIETARY NOTICE
 THIS DESIGN AND TECHNICAL INFORMATION APPEARING ON THIS DRAWING IS THE PROPERTY OF BRIGADE ELECTRONICS, AND IS DISCLOSED IN CONFIDENCE. IT IS NOT TO BE COPIED, REPRODUCED, REVEALED TO OR EXPLOITED BY OTHERS, EITHER IN WHOLE OR IN PART WITHOUT THE EXPRESS WRITTEN CONSENT OF BRIGADE ELECTRONICS.



 Angle of Projection Third Angle	Assembly Pl Approval XINYU HUANG(12/11/12)		Approved by S. MATTHEWS	Checked by BCHLDS	Drawn by MBUTLER
	Status RELEASED	Units mm	Scale N/A	Released 19/05/10	Assembly Ref 13201002009
		VBV-700C-C		BE-001061-02-10	